

A675 Sequel

Multi-channel compression for severe to profound losses.

Features Summary:

Proprietary Three-Stage Compression circuitry provides exceptionally low distortion in the presence of even the highest input levels

Powerful Dual Receiver

Proprietary Cross-Differential Output Drive offers more gain and output before feedback

Standard Features:

Four Trimmers to adjust output, low-channel gain, high-channel gain and crossover frequency

Standard 675 battery

Direct Audio Input (DAI)

High Performance Telecoil accessed via M-T-O switch

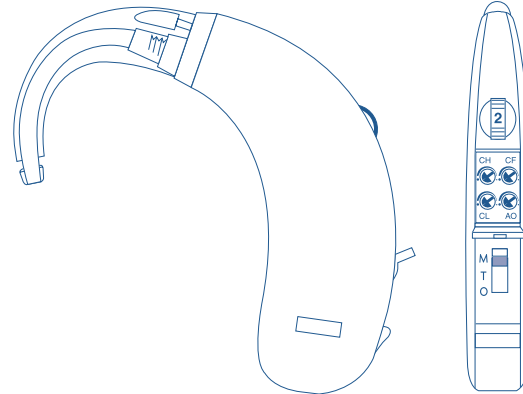
Options:

DAI Accessories

Filtered Earhooks

CROS/BICROS

Tamper-proof battery door and volume control cover available



Size **1.8" x .64" x .37"**
46 x 9 x 16 mm

Weight **.22 oz. / 6 gm**
(without battery)

Power Source **1.4 V type 675**

Electrical and Acoustic Data

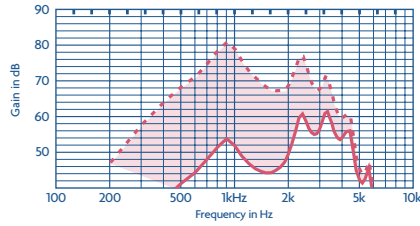
	ANSI S 3.22 1987		IEC 118-0 1983	
	NORMAL	MAX AO	NORMAL	MAX AO
Trimmer Settings	CH · CL · CF = CCW AO = CCW		CH · CL · CF = CCW AO = CW	
SSPL 90 (OSPL-90) (± 4 dB)				
max dB	139	124	143	128
HFA dB	131	116		
RTF:			134	118
Full On Gain (± 5 dB)				
max dB	82	70	86	74
HFA dB	73	61		
RTF			76	65
Frequency Range Hz	200-4500	200-4500		
Reference Test Frequency RTF			1600	1600
Reference Test Gain dB	56	39	60	42
*Total Harmonic Distortion				
500 Hz % max	5	5	5	5
800 Hz % max	3	3	5	5
1600 Hz % max	3	3	5	5
*Equivalent Input Noise dB max	28	29	30	32
*Attack Time				
Normal, msec	N/A	N/A	N/A	N/A
High, sec			N/A	N/A
*Release Time (± 50%)				
Short, ms	150	150		
Normal			250	250
Long, ms	250	250		
High			550	600
*Compression Ratio typical	4:1	4:1	4:1	4:1
*Compression Threshold input SPL	65	65	65	65
Induction Coil Sensitivity (± 6 dB) (10mA/m) at 1kHz 1 mA/M@ RTF	127	113	100	89
*Battery Current				
mA quiescent	1.1	1.1	1.1	1.1
mA current	12	3.5	6	1.7

*Data taken at reference test gain



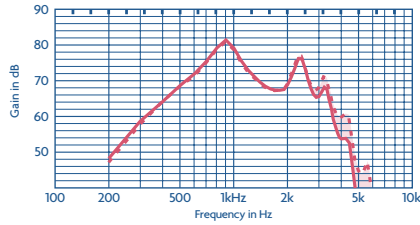
A675 Sequel

input: 50 dB SPL
 CH: CCW
 CF: CCW
 AO: CCW
 CL = CCW (dashed line)
 CL = CW (solid line)
 volume control: Full On



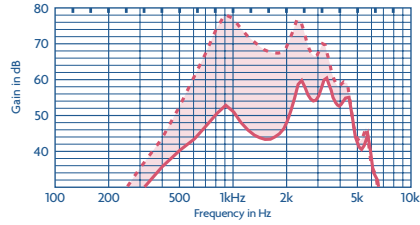
Full On Gain and Effect of CL Adjustment

input: 50 dB SPL
 CL: CCW
 CF: CCW
 AO: CCW
 CH = CCW (dashed line)
 CH = CW (solid line)
 volume control: Full On



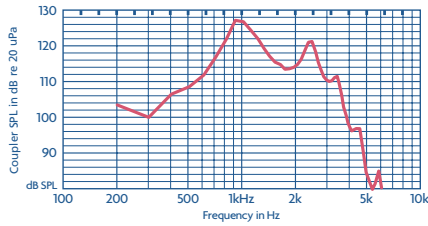
Full On Gain and Effect of CH Adjustment

input: 50 dB SPL
 CL: CW
 CH: CCW
 AO: CCW
 CF = CW (dashed line)
 CF = CCW (solid line)
 volume control: Full On



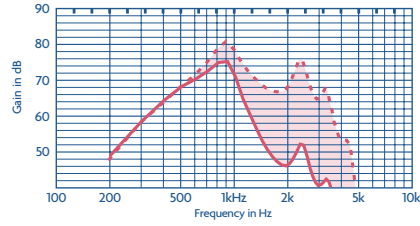
Full On Gain and Effect of CF Adjustment

input: 10 mA/m
 AO: CCW
 CL: CCW
 CH: CCW
 CF: CCW
 volume control: Full On



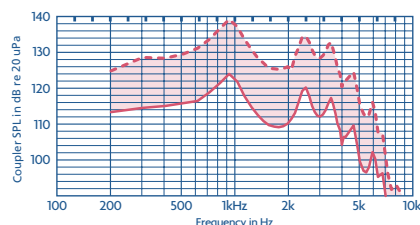
Telecoil Response

input: 50 dB SPL
 CL: AH
 CH: H
 AO: AH
 CF = AH (dashed line)
 CF = H (solid line)
 volume control: Full On

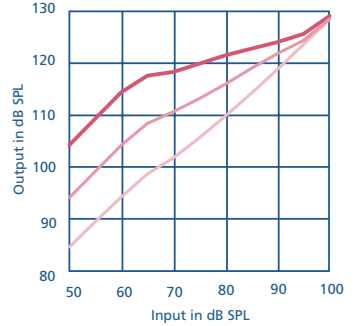


Full On Gain and Effect of CF Adjustment

input: 90 dB SPL
 CL: CCW
 CH: CCW
 CF: CCW
 AO = CCW (solid line)
 AO = CW (dashed line)
 volume control: Full On



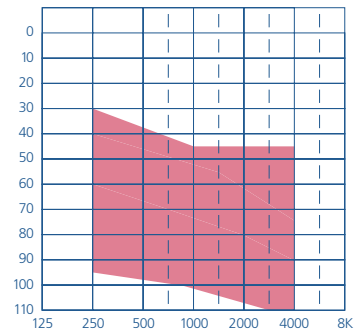
SSPL 90 and Effect of AO Adjustment



Input/Output @ 2 kHz and Effect of CL Adjustment

input: 50-100 dB
 CH: CCW
 CF: CCW
 AO: CCW
 CL = CCW (dashed line)
 CL = MID (solid line)
 CL = CW (solid line)

volume control: Reference Test Gain



Fitting Range

